

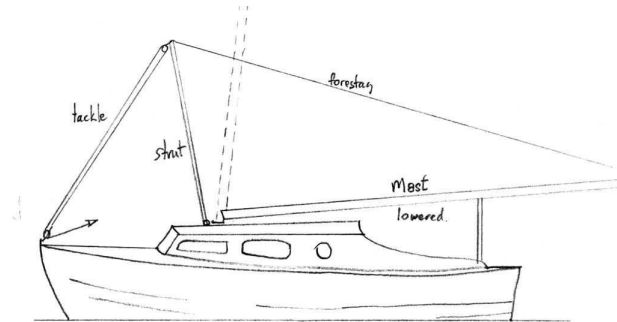
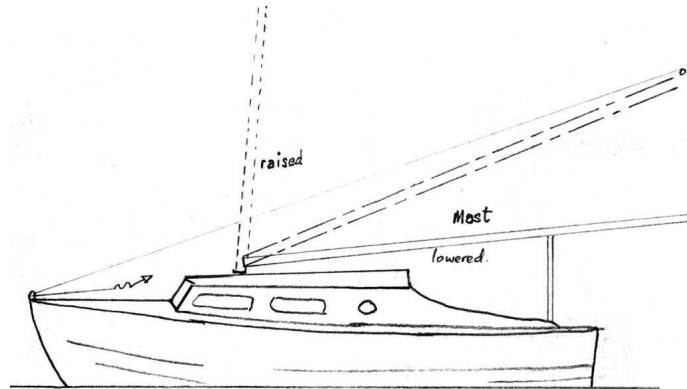
Raising the Mast Single-handedly

Graeme Dennett BAHARANI

A practical note offering a simple solution to an awkward problem

As you know from rigging your boat, it is quite awkward to raise the mast on the Hartley 18 from the stowed horizontal position to the vertical sailing position by yourself. This note provides a foolproof method of doing so with the aid of a strut and a tackle which you can easily make yourself, mostly from the 'junk' box.

The Problem: To raise the mast it is necessary to lift the mast top from the horizontal. Just using a tackle between the end of the forestay and the stem-head does not work very well, if at all. There is little or no lifting capacity until the mast is angled about 30° above the horizontal. To make the tackle work effectively it is necessary to change the direction of its pull so that it lifts up rather than just pulling forward.




The Solution: This can be done by inserting a strut from the base of the mast to the end of the forestay and hooking the tackle to the end of the forestay at one end and to the stem-head of the boat for the other. Lifting the mast into the sailing position then becomes quite easy. Lowering it is also very easy.

Design Considerations - The Strut: First, the length of the strut needs to be 1800 mm approx - basically about the distance from the base of the mast to the stem head. Second, a means must be found to locate the bottom end of the strut near the base of the mast. And the end of the forestay needs to be fixed temporarily to the top of the strut.



The Strut



Using the System: Make the mast ready to raise by pinning the rear of the mast foot to the mast step (assumes hinged mast step). Clear the shrouds in preparation for raising. Lay the strut on the foredeck with the T end towards the mast-step and the slotted end towards the stem-head. Fix the line from the T of the strut forward to the anchor cleat on deck. Hook the bottom of the tackle to the stem-head, leading the line back to the cockpit. Taking the forestay and pulling it forward until taut, raise the strut and forestay until the forestay can be slotted into the strut and the top of the tackle hooked onto the forestay end. Take up the slack in the tackle line and walk with it back to the cockpit. Carefully apply pressure to the tackle and raise the mast to the sailing position, cleating the tackle line off to a convenient cleat. Fix the forestay to the stem-head in the usual way and then release and remove the tackle and strut and stow them.

For lowering the mast, the procedure given above is just reversed.

